


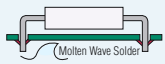
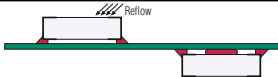
Circuit Board and Component Identification



B-652 polyimide withstands extremely high temperatures. Ideal for marking the underside of printed circuit boards and for surface-mount applications. Remains legible after contact with solder, flux and cleaning solvents.

LASER, INK JET & DOT MATRIX LABELS



DOT MATRIX CIRCUIT BOARD PROCESS CHART

	 Molten Wave Solder Through Hole Technology Top Bottom		 Reflow Surface Mount Technnology (SMT) Top or Bottom	After Process
B-652, B-658	● Yes	● Yes	● Yes	● Yes
B-164	● Yes	✗ No	● Yes	● Yes
B-110, B-129, B-499, B-502, B-607, B-619, B-637, B-673, B-693, B-969	▲ Yes*	✗ No	✗ No	● Yes

* In extreme high temperatures, testing of these materials is recommended.

POLYIMIDES

High-Temperature Amber Polyimides (B-652) Removable Amber Polyimide Film (B-658)

Part Number	Size Inch (mm)	Specifications on Page	 Molten Wave Solder Through Hole Technology Top Bottom		 Reflow SMT Top / Bottom	After Process
DAT-50-652	.90 x .25 (22.86 x 6.35)	143	●	●	●	●
DAT-58-652	.65 x .20 (16.51 x 5.08)	142	●	●	●	●
DAT-59-652	1.00 x .50 (25.40 x 12.70)	144	●	●	●	●
DAT-91-652	.65 x .20 (16.51 x 5.08)	148	●	●	●	●
DAT-93-652	.75 x .25 (19.05 x 6.35)	148	●	●	●	●
DAT-94-652	.90 x .25 (22.86 x 6.35)	148	●	●	●	●
DAT-96-652	.75 x .25 (19.05 x 6.35)	143	●	●	●	●
DAT-101-652	.80 x .20 (20.32 x 5.08)	146	●	●	●	●
DAT-103-652	.80 x .50 (20.32 x 12.70)	146	●	●	●	●
DAT-106-652	.30 x .30 (7.62 x 7.62)	146	●	●	●	●
DAT-107-658	.30 x .30 (7.62 x 7.62)	146	●	●	●	●
DAT-109-658	.65 x .20 (16.51 x 5.08)	142	●	●	●	●
DAT-110-658	.75 x .25 (19.05 x 6.35)	143	●	●	●	●
DAT-115-652	.375 x .375 (9.53 x 9.53)	141	●	●	●	●
DAT-116-658	.375 x .375 (9.53 x 9.53)	141	●	●	●	●
DAT-128-652	.75 x .25 (19.05 x 6.35)	143	●	●	●	●
DAT-129-658	.75 x .25 (19.05 x 6.35)	143	●	●	●	●
DAT-133-652	.90 x .25 (22.86 x 6.35)	143	●	●	●	●
DAT-179-652	.40 x .20 (10.16 x 5.08)	142	●	●	●	●
DAT-181-652	1.00 x .25 (25.40 x 6.35)	144	●	●	●	●

- Yes, this material will work with this application.
- ✗ No, this material does not work with this application.
- ▲ In extreme high temperatures, testing of these materials is recommended.

DOT MATRIX CIRCUIT BOARD AND COMPONENT ID LABELS

Circuit Board and Component Identification

CONTINUED

LASER, INK JET & DOT MATRIX LABELS

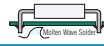
DOT MATRIX CIRCUIT BOARD AND COMPONENT ID LABELS



Brady's materials are specially designed for printed circuit boards, EPROMs, SMDs and other integrated circuits.

POLYESTER

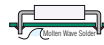
Modified Polyester (B-164) Permanent White Polyester (B-619)



Part Number	Size Inch (mm)	Specifications on Page	Through Hole Technology Top	Through Hole Technology Bottom	SMT Top / Bottom	After Process
DAT-17-619	.65 x .20 (16.51 x 5.08)	142	▲	×	×	●
DAT-20-619	1.00 x .50 (25.40 x 12.70)	144	▲	×	×	●
DAT-27-619	.75 x .25 (19.05 x 6.35)	143	▲	×	×	●
DAT-45-619	.50 x .437 (12.70 x 11.10)	142	▲	×	×	●
DAT-51-619	1.00 x .375 (25.40 x 9.53)	144	▲	×	×	●
DAT-60-619	.90 x .25 (22.86 x 6.35)	143	▲	×	×	●
DAT-90-619	.65 x .20 (16.51 x 5.08)	148	▲	×	×	●
DAT-92-619	.75 x .25 (19.05 x 6.35)	148	▲	×	×	●
DAT-95-619	.90 x .25 (22.86 x 6.35)	148	▲	×	×	●
DAT-102-619	.80 x .20 (20.32 x 5.08)	146	▲	×	×	●
DAT-104-619	.80 x .50 (20.32 x 12.70)	146	▲	×	×	●
DAT-108-619	.30 x .30 (7.62 x 7.62)	146	▲	×	×	●
DAT-111-164	.65 x .20 (16.51 x 5.08)	142	●	×	●	●
DAT-112-164	.75 x .25 (19.05 x 6.35)	143	●	×	●	●
DAT-113-164	.375 x .375 (9.53 x 9.53)	141	●	×	●	●
DAT-118-619	.375 x .375 (9.53 x 9.53)	141	▲	×	×	●
DAT-120-164	.90 x .25 (22.86 x 6.35)	143	●	×	●	●
DAT-126-619	.75 x .25 (19.05 x 6.35)	143	●	×	×	●
DAT-130-164	.75 x .25 (19.05 x 6.35)	143	●	×	●	●
DAT-134-619	.90 x .25 (22.86 x 6.35)	143	▲	×	×	●
DAT-135-164	.90 x .25 (22.86 x 6.35)	143	●	×	●	●
DAT-178-619	.40 x .50 (10.16 x 12.70)	142	▲	×	×	●
DAT-179-619	.40 x .20 (10.16 x 5.08)	142	▲	×	×	●
DAT-181-619	1.00 x .25 (25.40 x 6.35)	144	▲	×	×	●

METALLIZED POLYESTER

Removable Polyester (B-673) Low Cost Metallized Polyester (B-693) Metallized Polyester (B-969)



Part Number	Size Inch (mm)	Specifications on Page	Through Hole Technology Top	Through Hole Technology Bottom	SMT Top / Bottom	After Process
DAT-46-693	.50 x .437 (12.70 x 11.10)	142	▲	×	×	●
DAT-46-969	.50 x .437 (12.70 x 11.10)	142	▲	×	×	●
DAT-47-693	1.00 x .50 (25.40 x 12.70)	144	▲	×	×	●
DAT-47-969	1.00 x .50 (25.40 x 12.70)	144	▲	×	×	●
DAT-88-693	.65 x .20 (16.51 x 5.08)	142	▲	×	×	●
DAT-88-969	.65 x .20 (16.51 x 5.08)	142	▲	×	×	●
DAT-89-969	.75 x .25 (19.05 x 6.35)	143	▲	×	×	●
DAT-97-673	1.00 x .50 (25.40 x 12.70)	144	▲	×	×	●
DAT-98-673	.50 x .437 (12.70 x 11.10)	142	▲	×	×	●
DAT-114-673	.375 x .375 (9.53 x 9.53)	141	▲	×	×	●
DAT-127-969	.75 x .25 (19.05 x 6.35)	143	▲	×	×	●
DAT-170-969	1.60 x .375 (40.64 x 9.53)	145	▲	×	×	●

- Yes, this material will work with this application.
- × No, this material does not work with this application.
- ▲ In extreme high temperatures, testing of these materials is recommended.

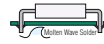
Circuit Board and Component Identification

CONTINUED

MISCELLANEOUS MATERIALS

- Removable White Paper (B-110)
- Static Dissipative Paper (B-129)
- Permanent White Nylon Cloth (B-499)
- Removable White Vinyl Cloth (B-502)
- Tamper-Resistant White Vinyl (B-607)
- Permanent Tedlar® (637)

For use on small packages and directly on electronic devices/components.



Part Number	Size Inch (mm)	Specifications on Page	Through Hole Technology Top	Technology Bottom	SMT Top / Bottom	After Process
DAT-1-637*	.90 x .25 (22.86 x 6.35)	143	▲	×	×	●
DAT-2-637*	1.25 x .375 (31.75 x 9.53)	144	▲	×	×	●
DAT-10-637*	1.25 x .375 (31.75 x 9.53)	144	▲	×	×	●
DAT-11-499	1.00 x .375 (25.40 x 9.53)	144	▲	×	×	●
DAT-11-502	1.00 x .375 (25.40 x 9.53)	144	▲	×	×	●
DAT-11-502-RF	1.00 x .375 (25.40 x 9.53)	144	▲	×	×	●
DAT-12-502*	2.00 x .375 (50.80 x 9.53)	145	▲	×	×	●
DAT-13-502	3.00 x .375 (76.20 x 9.53)	145	▲	×	×	●
DAT-15-129	.65 x .20 (16.51 x 5.08)	142	▲	×	×	●
DAT-15-502	.65 x .20 (16.51 x 5.08)	142	▲	×	×	●
DAT-15-502-RF	.65 x .20 (16.51 x 5.08)	142	▲	×	×	●
DAT-16-607	.65 x .20 (16.51 x 5.08)	142	▲	×	×	●
DAT-18-129	1.00 x .50 (25.40 x 12.70)	144	▲	×	×	●
DAT-18-499	1.00 x .50 (25.40 x 12.70)	144	▲	×	×	●
DAT-18-502	1.00 x .50 (25.40 x 12.70)	144	▲	×	×	●
DAT-18-502-RF	1.00 x .50 (25.40 x 12.70)	144	▲	×	×	●
DAT-19-607	1.00 x .50 (25.40 x 12.70)	144	▲	×	×	●
DAT-23-637*	1.25 x .375 (31.75 x 9.53)	144	▲	×	×	●
DAT-25-129	.75 x .25 (19.05 x 6.35)	143	▲	×	×	●
DAT-25-502	.75 x .25 (19.05 x 6.35)	143	▲	×	×	●
DAT-25-502-RF	.75 x .25 (19.05 x 6.35)	143	▲	×	×	●
DAT-26-607	.75 x .25 (19.05 x 6.35)	143	▲	×	×	●
DAT-43-502	.50 x .437 (12.70 x 11.10)	142	▲	×	×	●
DAT-44-607	.50 x .437 (12.70 x 11.10)	142	▲	×	×	●
DAT-49-637	.90 x .25 (22.86 x 6.35)	143	▲	×	×	●
DAT-56-637	.65 x .20 (16.51 x 5.08)	142	▲	×	×	●
DAT-57-637	1.00 x .50 (25.40 x 12.70)	144	▲	×	×	●
DAT-72-637	1.25 x .375 (31.75 x 9.53)	144	▲	×	×	●
DAT-73-637	1.25 x .375 (31.75 x 9.53)	144	▲	×	×	●
DAT-74-637	1.25 x .375 (31.75 x 9.53)	144	▲	×	×	●
DAT-99-637	1.00 x .50 (25.40 x 12.70)	144	▲	×	×	●
DAT-105-110	.80 x .50 (20.32 x 12.70)	144	▲	×	×	●
DAT-117-607	.375 x .375 (9.53 x 9.53)	141	▲	×	×	●
DAT-119-502	.375 x .375 (9.53 x 9.53)	141	▲	×	×	●
DAT-124-502	.75 x .25 (19.05 x 6.35)	143	▲	×	×	●
DAT-125-607	.75 x .25 (19.05 x 6.35)	143	▲	×	×	●
DAT-132-637	.90 x .25 (22.86 x 6.35)	143	▲	×	×	●
DAT-160-502	1.125 x .53 (28.58 x 13.46)	144	▲	×	×	●
DAT-182-502	1.250 x .375 (31.75 x 9.53)	144	▲	×	×	●

RF=These parts are supplied on a three inch core for those applications requiring a rollform feed mechanism into the printer. The parts are shipped with a 48 hour lead time.

*Size does not fit narrow carriage (80-column) printers. See p. 141 for identical narrow carriage labels.

- Yes, this material will work with this application.
- × No, this material does not work with this application.
- ▲ In extreme high temperatures, testing of these materials is recommended.

LASER, INK JET & DOT MATRIX LABELS

DOT MATRIX CIRCUIT BOARD AND COMPONENT ID LABELS

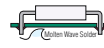
Circuit Board and Component Identification

CONTINUED

LASER, INK JET & DOT MATRIX LABELS

STATIC AWARENESS LABELS


Removable Vinyl Cloth (B-502)
Permanent Polyester (B-619)
Static Awareness Labels



Part Number	Size Inch (mm)	Specifications on Page	Through Hole Technology Top	Technology Bottom	SMT Top / Bottom	After Process
SLDAT-1-502	1.00 x .50 (25.40 x 12.70)	150	▲	✗	✗	●
SLDAT-1-619	1.00 x .50 (25.40 x 12.70)	150	▲	✗	✗	●

- Yes, this material will work with this application.
- ✗ No, this material does not work with this application.
- ▲ In extreme high temperatures, testing of these materials is recommended.

Brady perf-cut Datab® labels make marking large quantities of EPROMs, SMDs, logic arrays and other components easier than ever before. An entire row of labels can be removed as one strip. Components are quickly identified by positioning the end label on the component and tearing away the rest of the strip. Ideal for use while gang-programming. (Product shown: DAT-104-619)



DOT MATRIX CIRCUIT BOARD AND COMPONENT ID LABELS

Wire and Cable Marking

Self-Laminating Vinyl Durable, highly conformable wire markers with over-wrap legend protection. (B-292)

Part Number	Package Quantity	Label Size Inch (mm)	Specifications on Page
DAT-7-292	1,000/10,000	.80 x 1.437 (20.00 x 36.50)	154
DAT-7-292-RF	10,000	.80 x 1.437 (20.00 x 36.50)	154
DAT-30-292*	1,000/10,000	.50 x .75 (12.70 x 19.05)	154
DAT-33-292	1,000/10,000	.50 x 1.437 (12.70 x 36.50)	156
DAT-33-292-RF	10,000	.50 x 1.437 (12.70 x 36.50)	156
DAT-34-292	1,000/10,000	1.00 x 1.437 (25.40 x 36.50)	156
DAT-34-292-RF	10,000	1.00 x 1.437 (25.40 x 36.50)	156
DAT-35-292	1,000/10,000	2.00 x 1.437 (50.80 x 36.50)	157
DAT-37-292	1,000/10,000	1.00 x 2.25 (25.40 x 57.15)	156
DAT-37-292-RF	10,000	1.00 x 2.25 (25.40 x 57.15)	156
DAT-37-292-OR**	2,500	1.00 x 2.25 (25.40 x 57.15)	156
DAT-37-292-GR**	2,500	1.00 x 2.25 (25.40 x 57.15)	156
DAT-37-292-PL**	2,500	1.00 x 2.25 (25.40 x 57.15)	156
DAT-37-292-BL**	2,500	1.00 x 2.25 (25.40 x 57.15)	156
DAT-37-292-BR**	2,500	1.00 x 2.25 (25.40 x 57.15)	156
DAT-37-292-YL**	2,500	1.00 x 2.25 (25.40 x 57.15)	156
DAT-37-292-RD**	2,500	1.00 x 2.25 (25.40 x 57.15)	156
DAT-37-292-GR**	2,500	1.00 x 2.25 (25.40 x 57.15)	156
DAT-38-292	1,000/2,500	2.00 x 2.25 (50.80 x 57.15)	157
DAT-38-292-OR**	2,500	2.00 x 2.25 (50.80 x 57.15)	157
DAT-38-292-GR**	2,500	2.00 x 2.25 (50.80 x 57.15)	157
DAT-38-292-PL**	2,500	2.00 x 2.25 (50.80 x 57.15)	157
DAT-38-292-BL**	2,500	2.00 x 2.25 (50.80 x 57.15)	157
DAT-38-292-BR**	2,500	2.00 x 2.25 (50.80 x 57.15)	157
DAT-38-292-YL**	2,500	2.00 x 2.25 (50.80 x 57.15)	157
DAT-38-292-RD**	2,500	2.00 x 2.25 (50.80 x 57.15)	157
DAT-38-292-GY**	2,500	2.00 x 2.25 (50.80 x 57.15)	157
DAT-39-292	1,000/2,500	1.00 x 3.75 (25.40 x 95.25)	157
DAT-39-292-RF	1,000/2,500	1.00 x 3.75 (25.40 x 95.25)	157
DAT-39-292-OR**	2,500	1.00 x 3.75 (25.40 x 95.25)	157
DAT-39-292-GR**	2,500	1.00 x 3.75 (25.40 x 95.25)	157
DAT-39-292-PL**	2,500	1.00 x 3.75 (25.40 x 95.25)	157
DAT-39-292-BL**	2,500	1.00 x 3.75 (25.40 x 95.25)	157
DAT-39-292-BR**	2,500	1.00 x 3.75 (25.40 x 95.25)	157
DAT-39-292-YL**	2,500	1.00 x 3.75 (25.40 x 95.25)	157
DAT-39-292-RD**	2,500	1.00 x 3.75 (25.40 x 95.25)	157
DAT-39-292-GY**	2,500	1.00 x 3.75 (25.40 x 95.25)	157
DAT-63-292	1,000/2,500	1.90 x 3.187 (48.26 x 80.95)	154
DAT-66-292	1,000/10,000	.50 x .75 (12.70 x 19.05)	154
DAT-85-292	1,000/10,000	1.00 x .75 (25.40 x 19.05)	155
DAT-85-292-OR**	2,500	1.00 x .75 (25.40 x 19.05)	155
DAT-85-292-GR**	2,500	1.00 x .75 (25.40 x 19.05)	155
DAT-85-292-PL**	2,500	1.00 x .75 (25.40 x 19.05)	155
DAT-85-292-BL**	2,500	1.00 x .75 (25.40 x 19.05)	155
DAT-85-292-BR**	2,500	1.00 x .75 (25.40 x 19.05)	155
DAT-85-292-YL**	2,500	1.00 x .75 (25.40 x 19.05)	155
DAT-85-292-RD**	2,500	1.00 x .75 (25.40 x 19.05)	155
DAT-85-292-GY**	2,500	1.00 x .75 (25.40 x 19.05)	155
DAT-139-292	1,000/10,000	.30 x .75 (7.62 x 19.05)	155
DAT-142-292	1,000/10,000	.30 x .937 (7.62 x 23.80)	156
DAT-145-292	1,000/10,000	.50 x .937 (12.70 x 23.80)	156
DAT-148-292	1,000/10,000	.80 x .937 (20.32 x 23.80)	156
DAT-151-292	1,000/10,000	1.00 x .937 (25.40 x 23.80)	156
SLSH-0515	1,664	.50 x 1.437 (12.70 x 36.50)	156
SLSH-1015	832	1.00 x 1.437 (25.40 x 36.50)	156
SLSH-2015	416	2.00 x 1.437 (50.80 x 36.50)	157
SLSH-10225	608	1.00 x 2.25 (25.40 x 57.15)	156
SLSH-10375	408	1.00 x 3.75 (25.40 x 95.25)	157
SLSH-20225	304	2.00 x 2.25 (50.80 x 57.15)	157
SLSH-20375	204	2.00 x 3.75 (50.80 x 95.25)	157

RF=These parts are supplied on a three inch core for those applications requiring a rollform feed mechanism into the printer. The parts are shipped with a 48 hour lead time

*Size does not fit narrow carriage (80-column) printers. See p. 141 for identical narrow carriage labels.

****OR=orange, GR=green, GY=grey, PL=purple, BL=blue, BR=brown, YL=yellow, RD=red. Standard product lead time of 10 working days.**



Self-laminating wire markers provide long-lasting protection for custom-printed identification.



Ideal for wire identification, Datab computer-printable markers accommodate multiple character legends. (Product shown: DAT-67-502)

LASER, INK JET & DOT MATRIX LABELS

DOT MATRIX WIRE AND CABLE MARKING LABELS

Wire and Cable Marking

CONTINUED

Self-Laminating Tedlar® Self-Extinguishing markers offer excellent solvent resistance and high-temperature performance. (B-642)

Part Number	Package Quantity	Label Size - Inch (mm)	Specifications On Page
DAT-52-642	1,000/10,000	.80 x 1.437 (20 x 36.50)	154
DAT-53-642	1,000/10,000	.50 x 1.437 (12.70 x 36.50)	156
DAT-54-642	1,000/10,000	1.00 x 1.437 (25.40 x 36.50)	156
DAT-55-642*	1,000/10,000	.50 x .75 (12.70 x 19.05)	154
DAT-71-642	1,000/10,000	.50 x .75 (12.70 x 19.05)	154

*Size does not fit narrow carriage (80-column) printers. See page 141 for identical narrow carriage labels.

General-Purpose White Vinyl Cloth Repositionable adhesive. (B-502)

Part Number	Package Quantity	Label Size - Inch (mm)	Specifications On Page
DAT-5-502	1,000/10,000	.80 x 1.437 (20.32 x 36.50)	143
DAT-24-502	1,000/10,000	.50 x 1.437 (12.70 x 36.50)	142
DAT-31-502*	1,000/10,000	.50 x .75 (12.70 x 19.05)	142
DAT-67-502	1,000/10,000	.50 x .75 (12.70 x 19.05)	142
DAT-76-502	1,000/10,000	.50 x 1.437 (12.70 x 36.50)	149
DAT-83-502	1,000/10,000	1.00 x .75 (25.40 x 19.05)	144
DAT-86-502	1,000/10,000	1.00 x 1.437 (25.40 x 36.50)	148
DAT-137-502	1,000/10,000	.30 x .75 (7.62 x 19.05)	141
DAT-140-502	1,000/10,000	.30 x .937 (7.62 x 23.80)	141
DAT-143-502	1,000/10,000	.50 x .937 (12.70 x 23.80)	142
DAT-146-502	1,000/10,000	.80 x .937 (20.32 x 23.80)	143
DAT-149-502	1,000/10,000	1.00 x .937 (25.40 x 23.80)	144

*Size does not fit narrow carriage (80-column) printers. See page 141 for identical narrow carriage labels.



Brady's B-502 Vinyl Cloth labels can be repositioned prior to wire termination due to a specially formulated rubber-based adhesive. (Product shown: DAT-5-502)

General-Purpose Nylon Cloth Permanent adhesive. (B-499)

Part Number	Package Quantity	Label Size - Inch (mm)	Specifications On Page
DAT-5-499	1,000/10,000	.80 x 1.437 (20.32 x 36.50)	143
DAT-24-499	1,000/10,000	.50 x 1.437 (12.70 x 36.50)	142
DAT-67-499	1,000/10,000	.50 x .75 (12.70 x 19.05)	142

Self-Extinguishing White Tedlar® Thin, conformable markers resist solvents and provide high-temperature performance, even on small-gauge wires. (B-632)

Part Number	Package Quantity	Label Size - Inch (mm)	Specifications On Page
DAT-6-632	1,000/10,000	.80 x 1.437 (20.32 x 36.50)	143
DAT-32-632*	1,000/10,000	.50 x .75 (12.70 x 19.05)	142
DAT-68-632	1,000/10,000	.50 x .75 (12.70 x 19.05)	142
DAT-84-632	1,000/10,000	1.00 x .75 (25.40 x 19.05)	144
DAT-87-632	1,000/10,000	1.00 x 1.437 (25.40 x 36.50)	148
DAT-138-632	1,000/10,000	.30 x .75 (7.62 x 19.05)	141
DAT-141-632	1,000/10,000	.30 x .937 (7.62 x 23.80)	141
DAT-144-632	1,000/10,000	.50 x .937 (12.70 x 23.80)	142
DAT-147-632	1,000/10,000	.80 x .937 (20.32 x 23.80)	143
DAT-150-632	1,000/10,000	1.00 x .937 (25.40 x 23.80)	144

*Size does not fit narrow carriage (80-column) printers. See page 141 for identical narrow carriage labels.

Wire and Cable Marking

CONTINUED

White Paper Markers

Removable wire flag markers. (B-121)

Part Number	Package Quantity	Label Size - Inch (mm)	Specifications On Page
DAT-28-121	1,000/10,000	1.50 x .25 (38.10 x 6.35)	147

Tedlar® is a registered trademark of DuPont.

White Nylon Cloth

Permanent wire flag markers. (B-499)

Part Number	Package Quantity	Label Size - Inch (mm)	Specifications On Page
DAT-29-499	1,000/10,000	1.50 x .25 (38.10 v 6.35)	147

RF=These parts are supplied on a three inch core for those applications requiring a rollform feed mechanism into the printer. The parts are shipped with a 48 hour lead time

White Vinyl Cloth

Removable wire flag markers. (B-502)

Part Number	Package Quantity	Label Size - Inch (mm)	Specifications On Page
DAT-25-502	1,000/10,000	.75 x .25 (19.05 x 6.35)	143
DAT-25-502-RF	1,000/10,000	.75 x .25 (19.05 x 6.35)	143
DAT-29-502	1,000/10,000	1.50 x .25 (38.10 x 6.35)	147
DAT-86-502	1,000/10,000	1.00 x 1.437 (25.40 x 36.50)	148
DAT-124-502	1,000/10,000	.75 x .25 (19.05 x 6.35)	143

Self-Extinguishing White Tedlar®

Wire flag markers. (B-632)

Part Number	Package Quantity	Label Size - Inch (mm)	Specifications On Page
DAT-87-632	1,000/10,000	1.00 x 1.437 (25.40 x 36.50)	148



A wide variety of materials permits markers to be used for temporary identification in wire harness assembly.

(Product shown: DAT-28-121)

LASER, INK JET &
DOT MATRIX LABELS

DOT MATRIX WIRE AND CABLE MARKING LABELS

Wire and Cable Marking

CONTINUED

FOR IDENTIFICATION OF WIRE BUNDLES, LARGE CONDUITS AND INSTALLED CABLES

Self-Extinguishing White or Yellow Tedlar® Adhesive Wrap-Around Cable Markers. (B-637)

Part Number	Label Width Inch (mm) Continuous	Roll Length Ft. (m)	Specifications On Page
RCM-637-1.0-WT	1.00 (25.40)	100 (30)	158
RCM-637-1.0-YL	1.00 (25.40)	100 (30)	158
RCM-637-1.5-WT	1.50 (38.10)	100 (30)	158
RCM-637-1.5-YL	1.50 (38.10)	100 (30)	158
RCM-637-2.0-WT	2.00 (50.80)	100 (30)	158
RCM-637-2.0-YL	2.00 (50.80)	100 (30)	158



Made from heat-shrinkable B-330 polyolefin, these durable markers bond to your cable to provide the ultimate in permanent identification.

Heat-Sealable White or Yellow Polyolefin Wrap-around cable markers. (B-330)

Part Number	Label Width Inch (mm) Continuous	Roll Length Ft. (m)	Specifications On Page
RCM-330-2.0-WT	2.00 (50.80)	100 (30)	158
RCM-330-2.0-YL	2.00 (50.80)	100 (30)	158

Tedlar is a registered trademark of DuPont.

BRADYTAG® COMPUTER-PRINTABLE TAGS

White or Yellow Nomex® (B-508)

Part Number	Pieces Per Roll	Dimensions Inch (mm)	Specifications On Page	Color
BT-508W-2050	2,500	2.00 x .50 (50.80 x 12.70)	160	White
BT-508Y-2050	2,500	2.00 x .50 (50.80 x 12.70)	160	Yellow
BT-508W-2075	2,500	2.00 x .75 (50.80 x 19.05)	160	White
BT-508Y-2075	2,500	2.00 x .75 (50.80 x 19.05)	160	Yellow

Nomex® is a registered trademark of DuPont.

White Cloth Tag (B-503)

Part Number	Pieces Per Roll	Dimensions Inch (mm)	Specifications On Page	Color
CT-1	1,800	4.50 x 1.00 (114.30 x 25.40)	159	White



Tags are ideal for identifying wire bundles in harsh environments. (Product shown: CT-1)

White Polyethylene Tag (B-109)

Part Number	Pieces Per Roll	Dimensions Inch (mm)	Specifications On Page	Color
BT-109W-3060-1	1 across, 100 tags	3.00 x 6.00 (76.20 x 152.40)	160	White
BT-109W-3060-2	2 across, 100 tags	3.00 x 6.00 (76.20 x 152.40)	160	White
BT-109W-2037	1 across, 100 tags	3.75 x 2.00 (95.25 x 50.80)	160	White
BT-109W-2547	1 across, 100 tags	4.75 x 2.50 (120.65 x 63.50)	160	White



Tear-resistant B-109 has a printable topcoat which accepts computer-printed, hand-written and typewritten legends. (Product shown: BT-109W-3060-2)

Matte White Polyester (B-620) General-Purpose Tags

Part Number	Pieces Per Package	Dimensions Inch (mm)	Specifications On Page
BT-0530	500	3.00 x .50 (76.20 x 12.70)	160
BT-1030	500	3.00 x 1.00 (76.20 x 25.40)	160
BT-1530	500	3.00 x 1.50 (76.20 x 38.10)	160
BT-2030	500	3.00 x 2.00 (76.20 x 50.80)	160
BT-2535	500	3.50 x 2.50 (88.90 x 63.50)	160

Wire and Cable Marking

CONTINUED

SELF-LAMINATING FLAT RIBBON CABLE MARKERS

Self-Laminating Vinyl
Flexible over-wrap for legend protection. (B-292)



Self-laminating flat ribbon markers provide over-wrap protection and permanent identification. (Product shown: DAT-40-292)

Part Number	Package Quantity	Label Size Inch (mm)	Specifications On Page	Maximum Conductor Size
DAT-8-292*	1,000/2,500	1.90 x 3.187 (48.26 x 80.95)	154	20
DAT-9-292*	1,000/2,500	2.00 x 5.937 (50.80 x 150.80)	155	40
DAT-14-292*	1,000/2,500	2.00 x 7.437 (50.80 x 188.90)	155	50
DAT-39-292	1,000/2,500	1.00 x 3.75 (25.40 x 95.25)	157	26
DAT-39-292-RF	2,500	1.00 x 3.75 (25.40 x 95.25)	157	26
DAT-39-292-OR**	2,500	1.00 x 3.75 (25.40 x 95.25)	157	26
DAT-39-292-GR**	2,500	1.00 x 3.75 (25.40 x 95.25)	157	26
DAT-39-292-PL**	2,500	1.00 x 3.75 (25.40 x 95.25)	157	26
DAT-39-292-PL**	2,500	1.00 x 3.75 (25.40 x 95.25)	157	26
DAT-39-292-BR**	2,500	1.00 x 3.75 (25.40 x 95.25)	157	26
DAT-39-292-YL**	2,500	1.00 x 3.75 (25.40 x 95.25)	157	26
DAT-39-292-RD**	2,500	1.00 x 3.75 (25.40 x 95.25)	157	26
DAT-39-292-GY**	2,500	1.00 x 3.75 (25.40 x 95.25)	157	26
DAT-40-292	1,000/2,500	2.00 x 3.75 (50.80 x 95.25)	157	26
DAT-40-292-OR**	2,500	2.00 x 3.75 (50.80 x 95.25)	157	26
DAT-40-292-GR**	2,500	2.00 x 3.75 (50.80 x 95.25)	157	26
DAT-40-292-PL**	2,500	2.00 x 3.75 (50.80 x 95.25)	157	26
DAT-40-292-BL**	2,500	2.00 x 3.75 (50.80 x 95.25)	157	26
DAT-40-292-BR**	2,500	2.00 x 3.75 (50.80 x 95.25)	157	26
DAT-40-292-YL**	2,500	2.00 x 3.75 (50.80 x 95.25)	157	26
DAT-40-292-RD**	2,500	2.00 x 3.75 (50.80 x 95.25)	157	26
DAT-40-292-GY**	2,500	2.00 x 3.75 (50.80 x 95.25)	157	26
DAT-41-292*	1,000/2,500	1.00 x 5.937 (25.40 x 150.80)	154	40
DAT-42-292*	1,000/2,500	1.00 x 7.437 (25.40 x 188.90)	154	50
DAT-63-292	1,000/2,500	1.90 x 3.187 (48.26 x 80.95)	154	20
DAT-65-292	1,000/2,500	2.00 x 7.437 (50.80 x 188.90)	155	50
DAT-69-292	1,000/2,500	1.00 x 5.937 (25.40 x 150.80)	154	40
DAT-69-292-OR**	1,000/2,500	1.00 x 5.937 (25.40 x 150.80)	154	40
DAT-69-292-GR**	1,000/2,500	1.00 x 5.937 (25.40 x 150.80)	154	40
DAT-69-292-PL**	1,000/2,500	1.00 x 5.937 (25.40 x 150.80)	154	40
DAT-69-292-BL**	1,000/2,500	1.00 x 5.937 (25.40 x 150.80)	154	40
DAT-69-292-BR**	1,000/2,500	1.00 x 5.937 (25.40 x 150.80)	154	40
DAT-69-292-YL**	1,000/2,500	1.00 x 5.937 (25.40 x 150.80)	154	40
DAT-69-292-RD**	1,000/2,500	1.00 x 5.937 (25.40 x 150.80)	154	40
DAT-69-292-GY**	1,000/2,500	1.00 x 5.937 (25.40 x 150.80)	154	40
DAT-70-292	1,000/2,500	1.00 x 7.437 (25.40 x 188.90)	154	50
DAT-75-292	1,000/2,500	2.00 x 5.937 (50.80 x 150.80)	155	40
DAT-75-292-OR**	1,000/2,500	2.00 x 5.937 (50.80 x 150.80)	155	40
DAT-75-292-GR**	1,000/2,500	2.00 x 5.937 (50.80 x 150.80)	155	40
DAT-75-292-PL**	1,000/2,500	2.00 x 5.937 (50.80 x 150.80)	155	40
DAT-75-292-BL**	1,000/2,500	2.00 x 5.937 (50.80 x 150.80)	155	40
DAT-75-292-BR**	1,000/2,500	2.00 x 5.937 (50.80 x 150.80)	155	40
DAT-75-292-YL**	1,000/2,500	2.00 x 5.937 (50.80 x 150.80)	155	40
DAT-75-292-RD**	1,000/2,500	2.00 x 5.937 (50.80 x 150.80)	155	40
DAT-75-292-GY**	1,000/2,500	2.00 x 5.937 (50.80 x 150.80)	155	40
DAT-159-292	1,000/2,500	2.00 x 8.437 (50.80 x 214.30)	155	64
DAT-159-292-OR**	2,500	2.00 x 8.437 (50.80 x 214.30)	155	64
DAT-159-292-GR**	2,500	2.00 x 8.437 (50.80 x 214.30)	155	64
DAT-159-292-PL**	2,500	2.00 x 8.437 (50.80 x 214.30)	155	64
DAT-159-292-BL**	2,500	2.00 x 8.437 (50.80 x 214.30)	155	64
DAT-159-292-BR**	2,500	2.00 x 8.437 (50.80 x 214.30)	155	64
DAT-159-292-YL**	2,500	2.00 x 8.437 (50.80 x 214.30)	155	64
DAT-159-292-RD**	2,500	2.00 x 8.437 (50.80 x 214.30)	155	64
DAT-159-292-GY**	2,500	2.00 x 8.437 (50.80 x 214.30)	155	64
DAT-162-292	1,000/2,500	8.50 x 2.00 (215.90 x 50.80)	158	64

RF=These parts are supplied on a three inch core for those applications requiring a rollform feed mechanism into the printer. The parts are shipped with a 48 hour lead time

*Size does not fit narrow carriage (80-column) printers. See page 141 for identical narrow carriage labels.

**OR=orange, GR=green, GY=grey, PL=purple, BL=blue, BR=brown, YL=yellow, RD=red.
Standard product lead time of 10 working days.

LASER, INK JET & DOT MATRIX LABELS

DOT MATRIX WIRE AND CABLE MARKING LABELS

Wire and Cable Marking


CONTINUED

LASER, INK JET &
DOT MATRIX LABELS

BRADY CONNECTOR PULL-TABS

Flame-Resistant White Polyester
For connector strain relief assemblies. (B-505)

Part Number	Labels Per Roll	Width Inch (mm)	Height Inch (mm)	Specifications On Page
CPT-0.5	500	3.00 (76.20)	.50 (12.70)	159
CPT-1.0	500	3.00 (76.20)	1.00 (25.40)	159
CPT-1.5	500	3.00 (76.20)	1.50 (38.10)	159
CPT-2.0	500	3.00 (76.20)	2.00 (50.80)	159
CPT-2.5	500	3.00 (76.20)	2.50 (63.50)	159
CPT-3.25	500	3.00 (76.20)	3.25 (82.55)	159



Provides easy access to connectors and a practical option in cable assembly identification

DOT MATRIX WIRE AND CABLE MARKING LABELS

Terminal Block Markers

White Vinyl Cloth Markers

Available in cut-to-length, perforated, or pre-cut strips to fit vertically mounted terminal blocks. (B-502)

Part Number	Package Quantity (Roll Length)	Label Size Inch (mm)	Specifications On Page
DAT-100-502	(2,000"), (7,000")	.375 (9.53) continuous	152
DAT-152-502	(2,000"), (7,000")	.281 (7.14) continuous	152
DAT-153-502	(2,000"), (7,000")	.312 (7.92) continuous	152
DAT-154-502	(2,000"), (7,000")	.312 (7.92) continuous	152
DAT-155-502	(2,000"), (7,000")	.312 (7.92) continuous	152
DAT-156-502	(2,000")	.281 (7.14) 1 across, continuous	151
DAT-157-502	(2,000")	.312 (7.92) 1 across, continuous	151
DAT-158-502	(2,000")	.375 (9.53) 1 across, continuous	151

Vinyl Cloth Markers

Markers for horizontally mounted terminal blocks. (B-502)

Part Number	Package Quantity	Label Size Inch (mm)	Specifications On Page
DAT-165-502	1,000/2,500	8.00 x .281 (203.20 x 7.14)	151
DAT-166-502	1,000/2,500	8.00 x .312 (203.20 x 7.92)	151
DAT-167-502	1,000/2,500	8.00 x .375 (203.20 x 9.53)	151

White Polyester

Vertical strips for 66 communication blocks. (B-619)

Part Number	Roll Length	Label Size Inch (mm)	Specifications On Page
DAT-168-619	2,000" (cut to length)	.375 (9.53) 1 across, continuous with .20" perf.	152

Clear Computer-Printable Polyester

Horizontal strips for 110 communication blocks. (B-621)

Part Number	Package Quantity	Label Size Inch (mm)	Specifications On Page
DAT-169-621	1,000/2,500	7.50 x .50 (190.50 x 12.70)	153

Non-Adhesive Paper

Horizontal strips for communication blocks. (B-124)

Part Number	Package Quantity	Color	Label Size Inch (mm)	Specifications On Page
DAT-177-124-BL	150	Blue	7.90 x .475 (200.66 x 12.07)	153
DAT-177-124-BR	150	Brown	7.90 x .475 (200.66 x 12.07)	153
DAT-177-124-GR	150	Green	7.90 x .475 (200.66 x 12.07)	153
DAT-177-124-GY	150	Gray	7.90 x .475 (200.66 x 12.07)	153
DAT-177-124-OR	150	Orange	7.90 x .475 (200.66 x 12.07)	153
DAT-177-124-PL	150	Purple	7.90 x .475 (200.66 x 12.07)	153
DAT-177-124-RD	150	Red	7.90 x .475 (200.66 x 12.07)	153
DAT-177-124-WT	150	White	7.90 x .475 (200.66 x 12.07)	153
DAT-177-124-YL	150	Yellow	7.90 x .475 (200.66 x 12.07)	153



Continuous-strip terminal block markers are available perforated on 1/4", 3/8" and 1/2" centers to fit many sizes of Buchanan, Allen-Bradley and similar terminal blocks. Markers are also available in continuous strips. (Product shown: DAT-152-502)



For telecommunications termination hardware, labels are available for both 66 and 110 terminal block identification.

General Identification

LASER, INK JET & DOT MATRIX LABELS

RATING PLATES AND ASSET IDENTIFICATION

- White Paper (B-609)**
- White Polyester (B-619)**
- Low Cost Metallized Polyester (B-693)**
- Metallized Polyester (B-969)**



Work-in-process is clearly identified with computer-printable Datab® labels.

Part Number	Package Quantity	Label Size - Inch (mm)	Specifications on Page
DAT-20-619	1,000/10,000	1.00 x .50 (25.40 x 12.70)	144
DAT-47-693	1,000/10,000	1.00 x .50 (25.40 x 12.70)	144
DAT-47-969	1,000/10,000	1.00 x .50 (25.40 x 12.70)	144
DAT-48-693	1,000/10,000	1.50 x .75 (38.10 x 19.05)	147
DAT-48-969	1,000/10,000	1.50 x .75 (38.10 x 19.05)	147
DAT-77-969	1,000/5,000	2.00 x .90 (50.80 x 22.86)	145
BCDAT-1-609	1,000/5,000	2.00 x .90 (50.80 x 22.86)	145
BCDAT-1-619	1,000/5,000	2.00 x .90 (50.80 x 22.86)	145
BCDAT-2-609	1,000/5,000	3.00 x .90 (76.20 x 22.86)	145
BCDAT-2-619	1,000/5,000	3.00 x .90 (76.20 x 22.86)	145
BCDAT-3-609	1,000/5,000	2.00 x 1.437 (50.80 x 36.50)	145
BCDAT-3-619	1,000/5,000	2.00 x 1.437 (50.80 x 36.50)	145
BCDAT-4-609	1,000/5,000	3.00 x 1.437 (76.20 x 36.50)	145
BCDAT-4-619	1,000/5,000	3.00 x 1.437 (76.20 x 36.50)	145
BCDAT-5-609	1,000/5,000	3.90 x 1.437 (99.06 x 36.50)	145
BCDAT-5-619	1,000/5,000	3.90 x 1.437 (99.06 x 36.50)	145
BCDAT-6-609	1,000/5,000	3.00 x 1.90 (76.20 x 48.26)	145
BCDAT-6-619	1,000/5,000	3.00 x 1.90 (76.20 x 48.26)	145
BCDAT-12-619	1,000/10,000	1.50 x .75 (38.10 x 19.05)	147
DAT-78-969	1,000/5,000	3.00 x .90 (76.20 x 22.86)	145
DAT-79-969	1,000/5,000	2.00 x 1.437 (50.80 x 36.50)	145
DAT-80-969	1,000/5,000	3.00 x 1.437 (76.20 x 36.50)	145
DAT-81-969	1,000/5,000	3.90 x 1.437 (99.06 x 36.50)	145
DAT-82-969	1,000/5,000	3.00 x 1.90 (76.20 x 48.26)	145
DAT-88-693	1,000/10,000	.65 x .20 (16.51 x 5.08)	142
DAT-88-969	1,000/10,000	.65 x .20 (16.51 x 5.08)	142
DAT-180-609	1,000	4.00 x .200 (101.60 x 50.80)	145

Translucent Computer-Printable Polyester (B-621) Metallized Polyester Panel Markers** (B-969)

Part Number	Package Quantity	Label Size Inch (mm)	Specifications On Page	Comments
DAT-163-621-1,-10	1,000/10,000	1.00 x .50 (25.40 x 12.70)	144	Clear polyester
DAT-164-969-BK-1,10	1,000/10,000	1.00 x .50 (25.40 x 12.70)	149	Silver color with 1/16" black border
DAT-183-969-BK	1,000	1.63 x .75 (41.40 x 19.05)	149	Silver color with 1/16" black border
DAT-184-969-BK	1,000	2.00 x 1.00 (50.80 x 25.40)	149	Silver color with 1/16" black border

DOT MATRIX GENERAL ID LABELS

General Identification

CONTINUED

PERMASHIELD™ LABELS

For harsh environments requiring a protective overlamine.

White Paper (B-609) with Clear Polyester (B-966) Overlamine rating plate labels.

Part Number	Labels Per Package	Label Size Inch (mm)	Overlamine Size	Specifications On Page
PSL-1-609	1,000/5,000	1.00 x .50 (25.40 x 12.70)	1.25 x .75 (31.75 x 19.05)	150
PSL-2-609	1,000/5,000	1.50 x .75 (38.10 x 19.05)	1.75 x 1.00 (44.45 x 25.40)	150
PSL-3-609	1,000/5,000	2.00 x 1.00 (50.80 x 25.40)	2.25 x 1.25 (57.15 x 31.75)	150

White Polyester (B-619) with Clear Polyester (B-966) Overlamine rating plate labels.

Part Number	Labels Per Package	Label Size Inch (mm)	Overlamine Size	Specifications On Page
PSL-1-619	1,000/5,000	1.00 x .50 (25.40 x 12.70)	1.25 x .75 (31.75 x 19.05)	150
PSL-2-619	1,000/5,000	1.50 x .75 (38.10 x 19.05)	1.75 x 1.00 (44.45 x 25.40)	150
PSL-3-619	1,000/5,000	2.00 x 1.00 (50.80 x 25.40)	2.25 x 1.25 (57.15 x 31.75)	150

Metallized Polyester (B-969) with Clear Polyester (B-966) Overlamine rating plate labels.

Part Number	Labels Per Package	Label Size Inch (mm)	Overlamine Size	Specifications On Page
PSL-1-969	1,000/5,000	1.00 x .50 (25.40 x 12.70)	1.25 x .75 (31.75 x 19.05)	150
PSL-2-969	1,000/5,000	1.50 x .75 (38.10 x 19.05)	1.75 x 1.00 (44.45 x 25.40)	150
PSL-3-969	1,000/5,000	2.00 x 1.00 (50.80 x 25.40)	2.25 x 1.25 (57.15 x 31.75)	150



PermaShield application is easy. Print the label on a computer printer, typewriter or with a pen. Put the label in place and cover with clear polyester (B-966) overlamine.

General Identification

CONTINUED

BAR CODE LABELING

The materials used in these labels are conformable and resist oils, weathering, abrasion and solvents. Special topcoats on all Brady bar code materials assure long-term legibility.



Datab labels printed with Series 2000™ or 5000™ ink provide long-lasting identification of assets and property

White Paper (B-609) Pin-fed Bar Code Labels

Part Number	Package Quantity	Label Size Inch (mm)	Specifications On Page
BCDAT-1-609	1,000/5,000	2.00 x .90 (50.80 x 22.86)	145
BCDAT-2-609	1,000/5,000	3.00 x .90 (76.20 x 22.86)	145
BCDAT-3-609	1,000/5,000	2.00 x 1.437 (50.80 x 36.50)	145
BCDAT-4-609	1,000/5,000	3.00 x 1.437 (76.20 x 36.50)	145
BCDAT-5-609	1,000/5,000	3.90 x 1.437 (99.06 x 36.50)	145
BCDAT-6-609	1,000/5,000	3.00 x 1.90 (76.20 x 48.26)	145
BCDAT-7-609	1,000/2,500	6.00 x 3.937 (152.40 x 100.00)	151

White Polyester (B-619) Pin-fed Bar Code Labels

Part Number	Package Quantity	Label Size Inch (mm)	Specifications On Page
BCDAT-1-619	1,000/5,000	2.00 x .90 (50.80 x 22.86)	145
BCDAT-2-619	1,000/5,000	3.00 x .90 (76.20 x 22.86)	145
BCDAT-3-619	1,000/5,000	2.00 x 1.437 (50.80 x 36.50)	145
BCDAT-4-619	1,000/5,000	3.00 x 1.437 (76.20 x 36.50)	145
BCDAT-5-619	1,000/5,000	3.90 x 1.437 (99.06 x 36.50)	145
BCDAT-6-619	1,000/5,000	3.00 x 1.90 (76.20 x 48.26)	145
BCDAT-8-619	1,000/5,000	1.50 x .25 (38.10 x 6.35)	144
BCDAT-9-619	1,000/5,000	2.00 x .25 (50.80 x 6.35)	145
BCDAT-10-619	1,000/10,000	2.00 x .375 (50.80 x 9.53)	145
BCDAT-11-619	1,000/10,000	3.00 x .375 (76.20 x 9.53)	145
BCDAT-12-619	1,000/10,000	1.50 x .75 (38.10 x 19.05)	147

Amber Polyimide (B-652) Pin-fed Bar Code Labels

Part Number	Package Quantity	Label Size Inch (mm)	Specifications On Page
BCDAT-8-652	1,000/5,000	1.50 x .25 (38.10 x 6.35)	144
BCDAT-9-652	1,000/5,000	2.00 x .25 (50.80 x 6.35)	145
BCDAT-10-652	1,000/10,000	2.00 x .375 (50.80 x 9.53)	145
BCDAT-11-652	1,000/10,000	3.00 x .375 (76.20 x 9.53)	145

Sleeves for Wire and Cable Identification

BRADYSLEEVE™ COMPUTER-PRINTABLE WIRE MARKERS

Select from 3 durable materials:

B-319 Non-Shrink Polyolefin

- ▶ Provides low-cost method for wire identification
- ▶ Outstanding legend performance and smudge resistance
- ▶ Temperature range: -40° to 221°F (-40° to 105°C)

B-321 Heat-Shrink Polyolefin

- ▶ Heat-shrinkable material provides a skin-tight bond; marker will not slip off wire
- ▶ Excellent resistance to oils and solvents
- ▶ Temperature range: -65° to 221°F (-54° to 105°C)

B-322 Self-Extinguishing Heat-Shrink Polyolefin

- ▶ Ideal for applications requiring self-extinguishing properties
- ▶ Meets flammability requirements of MIL-I-23053C
- ▶ Temperature range: -40° to 221°F (-40° to 105°C)

Brady Heat Gun

The Brady Heat Gun provides fast, even shrinkage of BradySleeve and PermaSleeve markers or heat-shrinkable tubing. Deflector shield evenly distributes forced air heat (minimum temperature 500°F (260°C) around sleeves of up to 3/4" diameter for uniform shrinkage. Sturdy base with rubber pad allows hands-off operation.

Part Number	Description
PMS-HG	Brady Heat Gun



Durable BradySleeve markers stand up to tough conditions, assuring long life and a permanent legend. The exclusive topcoat "soaks up" ink and retains it permanently, without additional curing. BradySleeve markers can be imprinted using a wide variety of systems.



BradySleeve and PermaSleeve heat-shrinkable markers conform tightly to the wire when heat is applied for a few seconds. The Brady Heat Gun facilitates BradySleeve and PermaSleeve wire marker applications.



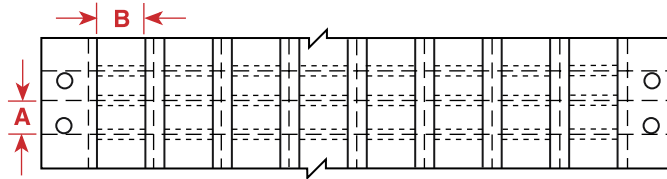
The specially designed starter edge on BradySleeve markers makes wire insertion fast and easy. The marker hugs the wire and stays in place for shrinking.

Sleeves for Wire and Cable Identification

CONTINUED

LASER, INK JET & DOT MATRIX LABELS

BRADYSLEEVE COMPUTER-PRINTABLE WIRE MARKERS CONTINUED



.40" Sleeve Width

Part Number	Quantity Per Box	Sleeve Height Inch (mm) A	Sleeve Width Inch (mm) B	Range of Wire Dia. Inch (mm)	Approximate Wire Gauge*	Print Lines/Inch	Sleeves Per Row
B-319 Non-Shrink White Polyolefin							
CPS.4-2508W	10,000	.250 (6.35)	.40 (10.16)	.030-.100 (.76-2.54)	16-22	8	8
CPS.4-3336W	10,000	.333 (8.46)	.40 (10.16)	.090-.150 (2.28-3.81)	12-16	6	8
CPS.4-3758W	10,000	.375 (9.53)	.40 (10.16)	.125-.175 (3.18-4.45)	10-12	8	8
CPS.4-5008W	10,000	.500 (12.70)	.40 (10.16)	.160-.250 (4.06-6.35)	8-10	6 or 8	8

Small Quantity Packages: .40" sizes are available in 1,000 piece packages. The part number changes from CPS to SCPS (CPS.4-2508W would be SCPS.4-2508W). The "S" indicates small package quantities.

B-321 Heat-Shrink White Polyolefin							
HCPS.4-2508W	10,000	.250 (6.35)	.40 (10.16)	.035-.075 (.89-1.90)	16-22	8	8
HCPS.4-3336W	10,000	.333 (8.46)	.40 (10.16)	.075-.130 (1.90-3.30)	12-16	6	8
HCPS.4-3758W	10,000	.375 (9.53)	.40 (10.16)	.130-.160 (3.30-4.06)	10-12	8	8
HCPS.4-5008W	10,000	.500 (12.70)	.40 (10.16)	.160-.235 (4.06-5.97)	8-10	6 or 8	8

Small Quantity Packages: .40" sizes are available in 1,000 piece packages. The part number changes from HCPS to HSCPS (HCPS.4-2508W would be HSCPS.4-2508W). The "S" indicates small package quantities.

B-322 Self-Extinguishing Heat-Shrink White Polyolefin							
SEHCPS.4-2508W	10,000	.250 (6.35)	.40 (10.16)	.035-.075 (.89-1.90)	16-22	8	8
SEHCPS.4-3336W	10,000	.333 (8.46)	.40 (10.16)	.075-.130 (1.90-3.30)	12-16	6	8
SEHCPS.4-3758W	10,000	.375 (9.53)	.40 (10.16)	.130-.160 (3.30-4.06)	10-12	8	8
SEHCPS.4-5008W	10,000	.500 (12.70)	.40 (10.16)	.160-.235 (4.06-5.97)	8-10	6 or 8	8

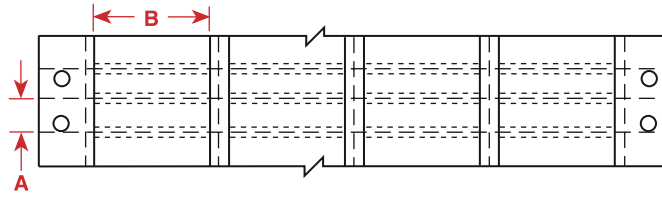
Small Quantity Packages: .40" sizes are available in 1,000 piece packages. The part number changes from SEHCPS to SEHCPS (SEHCPS.4-2508W would be SEHCPS.4-2508W). The "S" indicates small package quantities.

DOT MATRIX WIRE AND CABLE ID SLEEVES

Sleeves for Wire and Cable Identification

CONTINUED

BRADYSLEEVE COMPUTER-PRINTABLE WIRE MARKERS CONTINUED



.90" Sleeve Width

Part Number	Quantity Per Box	Height Inch (mm) A	Sleeve Width Inch (mm) B	Sleeve Range of Wire Dia.* Inch (mm)	Approximate Wire Gauge*	Print Lines/Inch	Sleeves Per Row
B-319 Non-Shrink White Polyolefin							
CPS.9-2508W	5,000	.250 (6.35)	.90 (22.86)	.030-.100 (.76-2.54)	16-22	8	4
CPS.9-3336W	5,000	.333 (8.46)	.90 (22.86)	.090-.150 (2.28-3.81)	12-16	6	4
CPS.9-3758W	5,000	.375 (9.53)	.90 (22.86)	.125-.175 (3.18-4.45)	10-12	8	4
CPS.9-5008W	5,000	.500 (12.70)	.90 (22.86)	.160-.250 (4.06-6.35)	8-10	6 or 8	4

Small Quantity Packages: .90" sizes are available in 500 piece packages. The part number changes from CPS to SCPS (CPS.9-2508W would be SCPS.9-2508W). The "S" indicates small package quantities.

B-321 Heat-Shrink White Polyolefin

HCPS.9-2508W	5,000	.250 (6.35)	.90 (22.86)	.035-.075 (.89-1.90)	16-22	8	4
HCPS.9-3336W	5,000	.333 (8.46)	.90 (22.86)	.075-.130 (1.90-3.30)	12-16	6	4
HCPS.9-3758W	5,000	.375 (9.53)	.90 (22.86)	.130-.160 (3.30-4.06)	10-12	8	4
HCPS.9-5008W	5,000	.500 (12.70)	.90 (22.86)	.160-.235 (4.06-5.97)	8-10	6 or 8	4
HCPS.9-6258W	5,000	.625 (15.87)	.90 (22.86)	.235-.290 (5.97-7.36)	6-8	8	4
HCPS.9-6676W	5,000	.667 (16.94)	.90 (22.86)	.290-.335 (7.36-8.51)	4-6	6	4
HCPS.9-7508W	3,000	.750 (19.05)	.90 (22.86)	.335-.390 (8.51-9.91)	2-4	8	4
HCPS.9-8336W	3,000	.833 (21.15)	.90 (22.86)	.390-.440 (9.91-11.17)	1-2	6	4
HCPS.9-1008W	3,000	1.00 (25.40)	.90 (22.86)	.375-.540 (9.53-13.72)	00-1	6 or 8	4

Small Quantity Packages: .90" sizes are available in 500 piece packages. The part number changes from HCPS to HSCPS (HCPS.9-2508W would be HSCPS.9-2508W). The "S" indicates small package quantities.

B-322 Self-Extinguishing Heat-Shrink White Polyolefin

SEHCPS.9-2508W**	5,000	.250 (6.35)	.90 (22.86)	.035-.075 (.89-1.90)	16-22	8	4
SEHCPS.9-3336W**	5,000	.333 (8.38)	.90 (22.86)	.075-.130 (1.90-3.30)	12-16	6	4
SEHCPS.9-3758W**	5,000	.375 (9.53)	.90 (22.86)	.130-.160 (3.30-4.06)	10-12	8	4
SEHCPS.9-5008W**	5,000	.500 (12.70)	.90 (22.86)	.160-.235 (4.06-5.97)	8-10	6 or 8	4
SEHCPS.9-7508W**	3,000	.750 (19.05)	.90 (22.86)	.235-.375 (5.97-9.53)	2-4	8	4
SEHCPS.9-1008W**	3,000	1.00 (25.40)	.90 (22.86)	.375-.540 (9.53-13.72)	00-1	6 or 8	4

Small Quantity Packages: .90" sizes are available in 500 piece packages. The part number changes from SEHCPS to SEHSCPS (SEHCPS.9-2508W would be SEHSCPS.9-2508W). The "S" indicates small package quantities.

**B-322 yellow is available in stock quantities. To order, change the "W" in the part number to "Y." (SEHCPS.9-7508W to SEHCPS.9-7508Y).

*Approximate wire gauges are for guidelines only; exact sizes depend on insulation thickness.

LASER, INK JET & DOT MATRIX LABELS

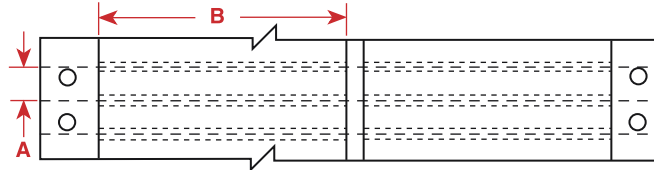
DOT MATRIX WIRE AND CABLE ID SLEEVES

Sleeves for Wire and Cable Identification

CONTINUED

LASER, INK JET & DOT MATRIX LABELS

BRADYSLEEVE COMPUTER-PRINTABLE WIRE MARKERS CONTINUED



1.90" Sleeve Width

Part Number	Quantity Per Box	Sleeve Height Inch (mm) A	Sleeve Width Inch (mm) B	Range of Wire Dia. Inch (mm)	Approximate Wire Gauge*	Print Lines/Inch	Sleeves Per Row
B-319 Non-Shrink White Polyolefin							
CPS1.9-2508W	2,500	.250 (6.35)	1.90 (48.26)	.030-.100 (.76-2.54)	16-22	8	2
CPS1.9-3336W	2,500	.333 (8.38)	1.90 (48.26)	.090-.150 (2.28-3.81)	12-16	6	2
CPS1.9-3758W	2,500	.375 (9.53)	1.90 (48.26)	.125-.175 (3.18-4.45)	10-12	8	2
CPS1.9-5008W	2,500	.500 (12.70)	1.90 (48.26)	.160-.250 (4.06-6.35)	8-10	6 or 8	2

Small Quantity Packages: 1.90" sizes are available in 250 piece packages. The part number changes from CPS to SCPS (CPS1.9-2508W would be SCPS1.9-2508W). The "S" indicates small package quantities.

B-321 Heat-Shrink White Polyolefin							
HCPS1.9-2508W	2,500	.250 (6.35)	1.90 (48.26)	.035-.075 (.89-1.90)	16-22	8	2
HCPS1.9-3336W	2,500	.333 (8.38)	1.90 (48.26)	.075-.130 (1.90-3.30)	12-16	6	2
HCPS1.9-3758W	2,500	.375 (9.53)	1.90 (48.26)	.130-.160 (3.30-4.06)	10-12	8	2
HCPS1.9-5008W	2,500	.500 (12.70)	1.90 (48.26)	.160-.235 (4.06-5.97)	8-10	6 or 8	2
HCPS1.9-6258W	2,500	.625 (15.87)	1.90 (48.26)	.235-.290 (5.97-7.36)	6-8	8	2
HCPS1.9-6676W	2,500	.667 (16.94)	1.90 (48.26)	.290-.335 (7.36-8.51)	4-6	6	2
HCPS1.9-7508W	1,500	.750 (19.05)	1.90 (48.26)	.335-.390 (8.51-9.91)	2-4	8	2
HCPS1.9-8336W	1,500	.833 (21.15)	1.90 (48.26)	.390-.440 (9.91-11.17)	1-2	6	2
HCPS1.9-1008W	1,500	1.00 (25.40)	1.90 (48.26)	.375-.540 (9.53-13.72)	00-1	6 or 8	2

Small Quantity Packages: 1.90" sizes are available in 250 piece packages. The part number changes from HCPS to HSCPS (HCPS1.9-2508W would be HSCPS1.9-2508W). The "S" indicates small package quantities.

B-322 Self-Extinguishing Heat-Shrink White Polyolefin							
SEHCPS1.9-2508W**	2,500	.250 (6.35)	1.90 (48.26)	.035-.075 (.89-1.90)	16-22	8	2
SEHCPS1.9-3336W**	2,500	.333 (8.38)	1.90 (48.26)	.075-.130 (1.90-3.30)	12-16	6	2
SEHCPS1.9-3758W**	2,500	.375 (9.53)	1.90 (48.26)	.130-.160 (3.30-4.06)	10-12	8	2
SEHCPS1.9-5008W**	2,500	.500 (12.70)	1.90 (48.26)	.160-.235 (4.06-5.97)	8-10	6 or 8	2
SEHCPS1.9-7508W**	1,500	.750 (19.05)	1.90 (48.26)	.235-.375 (5.97-9.53)	2-4	8	2
SEHCPS1.9-1008W**	1,500	1.00 (25.40)	1.90 (48.26)	.375-.540 (9.53-13.72)	00-1	6 or 8	2

Small Quantity Packages: 1.90" sizes are available in 250 piece packages. The part number changes from SEHCPS to SEHSCPS (SEHCPS1.9-2508W would be SEHSCPS1.9-2508W). The "S" indicates small package quantities.

**B-322 yellow is available in large quantity packages only. To order, change the "W" in the part number to "Y" (SEHCPS1.9-7508W would be SEHCPS1.9-7508Y).

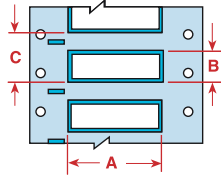
*Approximate wire gauges are for guidelines only; exact sizes depend on insulation thickness.

DOT MATRIX WIRE AND CABLE ID SLEEVES

Sleeves for Wire and Cable Identification

CONTINUED

3-TO-1 SHRINK RATIO ONE-SIDED PRINTABLE PERMASLEEVE™ WIRE MARKERS



PermaSleeve markers fit snugly around wires for maximum insulation protection and permanent identification.



Brady PermaSleeve full-circle insulating wire markers meet the rigid insulating, material requirements and physical properties of MIL-DTL-23053/5 Class 1, MIL-M-81531, MIL-STD-202F, METHOD 215, and UL224. The heat-shrinkable irradiated polyolefin does not smudge or fade when printed, while the unique flattened full-circle design provides fast, permanent wire marking. PermaSleeve markers may be printed on Brady's thermal transfer printers or Brady's SLV-DAT-PTR dot matrix printer.

White Polyolefin (B-342) One-Sided Printable PermaSleeve Markers

Part Number	Markers Per Box	Range of Wire Dia. Inch (mm)		Approx. Wire Gauge*	Marker Width Inch (mm) A	Marker Height Inch (mm) B	Vertical Repeat Inch (mm) C	Maximum Lines of Print	Maximum Characters Across		
		Min.	Max.						5 CPI	10 CPI	17.1 CPI
1.50" Marker Width											
PS-094-150W	2,500	.023 (0.58)	-.080 (2.03)	28-18	1.50 (38.10)	.182 (4.60)	.50 (12.70)	1	7	15	25
PS-094-150W-S	500	.023 (0.58)	-.080 (2.03)	28-18	1.50 (38.10)	.182 (4.60)	.50 (12.70)	1	7	15	25
PS-125-150W	2,500	.046 (1.17)	-.110 (2.79)	22-16	1.50 (38.10)	.235 (6.00)	.50 (12.70)	1	7	15	25
PS-125-150W-S	500	.046 (1.17)	-.110 (2.79)	22-16	1.50 (38.10)	.235 (6.00)	.50 (12.70)	1	7	15	25
PS-187-150W	2,500	.062 (1.57)	-.150 (3.81)	18-12	1.50 (38.10)	.335 (8.50)	.625 (15.88)	2	7	15	25
PS-187-150W-S	500	.062 (1.57)	-.150 (3.81)	18-12	1.50 (38.10)	.335 (8.50)	.625 (15.88)	2	7	15	25
PS-250-150W	2,500	.094 (2.39)	-.215 (5.46)	16-10	1.50 (38.10)	.439 (11.15)	.75 (19.05)	2	7	15	25
PS-250-150W-S	500	.094 (2.39)	-.215 (5.46)	16-10	1.50 (38.10)	.439 (11.15)	.75 (19.05)	2	7	15	25
PS-375-150W	1,000	.125 (3.18)	-.320 (8.13)	12-6	1.50 (38.10)	.645 (16.40)	1.00 (25.40)	4	7	15	25
PS-375-150W-S	250	.125 (3.18)	-.320 (8.13)	12-6	1.50 (38.10)	.645 (16.40)	1.00 (25.40)	4	7	15	25
PS-500-150W	500	.187 (4.75)	-.450 (11.43)	8-1	1.50 (38.10)	.851 (21.60)	1.25 (31.75)	5	7	15	25
PS-500-150W-S	250	.187 (4.75)	-.450 (11.43)	8-1	1.50 (38.10)	.851 (21.60)	1.25 (31.75)	5	7	15	25
2.00" Marker Width											
PS-094-2W	2,500	.023 (0.58)	-.080 (2.03)	28-18	2.00 (50.80)	.182 (4.60)	.50 (12.70)	1	9	18	30
PS-094-2W-S	500	.023 (0.58)	-.080 (2.03)	28-18	2.00 (50.80)	.182 (4.60)	.50 (12.70)	1	9	18	30
PS-125-2W	2,500	.046 (1.17)	-.110 (2.79)	22-16	2.00 (50.80)	.235 (6.00)	.50 (12.70)	1	9	18	30
PS-125-2W-S	500	.046 (1.17)	-.110 (2.79)	22-16	2.00 (50.80)	.235 (6.00)	.50 (12.70)	1	9	18	30
PS-187-2W	2,500	.062 (1.57)	-.150 (3.81)	18-12	2.00 (50.80)	.335 (8.50)	.625 (15.88)	2	9	18	30
PS-187-2W-S	500	.062 (1.57)	-.150 (3.81)	18-12	2.00 (50.80)	.335 (8.50)	.625 (15.88)	2	9	18	30
PS-250-2W	2,500	.094 (2.39)	-.215 (5.46)	16-10	2.00 (50.80)	.439 (11.15)	.75 (19.05)	2	9	18	30
PS-250-2W-S	500	.094 (2.39)	-.215 (5.46)	16-10	2.00 (50.80)	.439 (11.15)	.75 (19.05)	2	9	18	30
PS-375-2W	1,000	.125 (3.18)	-.320 (8.13)	12-6	2.00 (50.80)	.645 (16.40)	1.00 (25.40)	4	9	18	30
PS-375-2W-S	250	.125 (3.18)	-.320 (8.13)	12-6	2.00 (50.80)	.645 (16.40)	1.00 (25.40)	4	9	18	30
PS-500-2W	500	.187 (4.75)	-.450 (11.43)	8-1	2.00 (50.80)	.851 (21.60)	1.25 (31.75)	5	9	18	30
PS-500-2W-S	250	.187 (4.75)	-.450 (11.43)	8-1	2.00 (50.80)	.851 (21.60)	1.25 (31.75)	5	9	18	30

2-to-1 Shrink Ratio White Polyolefin (B-341) One-Sided Printable PermaSleeve Markers

Part Number	Markers Per Box	Range of Wire Dia. Inch (mm)		Approx. Wire Gauge*	Marker Width Inch (mm) A	Marker Height Inch (mm) B	Vertical Repeat Inch (mm) C	Maximum Lines of Print	Maximum Characters Across		
		Min.	Max.						5 CPI	10 CPI	17.1 CPI
2.00" Marker Width											
PS-1000-2W	250	.450 (11.43)	-.950 (24.13)	1-500	2.00 (50.80)	1.66 (42.16)	2.00 (50.80)	11	9	18	30

*Based on National Electric Code insulation measurement of THHN wire.

Sleeves may be perforated at factory for shorter marker lengths. Depending on overall length, sleeves may be perforated in halves, thirds or fourths. Contact your Brady Identification Solutions Distributor or Customer Service Representative for ordering information.

LASER, INK JET & DOT MATRIX LABELS

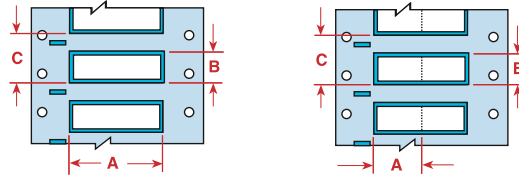
DOT MATRIX WIRE AND CABLE ID SLEEVES

Sleeves for Wire and Cable Identification

CONTINUED

LASER, INK JET & DOT MATRIX LABELS

3-TO-1 SHRINK RATIO TWO-SIDED PRINTABLE PERMASLEEVE™ MARKERS



PermaSleeve full-circle markers are available in a 3-to-1 shrink ratio to cover a wider range of wire diameters per sleeve size.

White Polyolefin (B-342) Two-Sided Printable PermaSleeve Markers

Part Number	Markers Per Box	Range of Wire Dia. Inch (mm)		Approx. Wire Gauge*	Marker Width	Marker Height	Vertical Repeat	Maximum Lines of Print	Maximum Characters Across			
		Min.	Max.		Inch (mm) A	Inch (mm) B	Inch (mm) C		5 CPI	10 CPI	17.1 CPI	
2.00" Marker Width												
3PS-094-2-W	2,500	.023 (0.58)	-.080 (2.03)	28-18	2.00 (50.80)	.182 (4.60)	.50 (12.70)	1	9	18	30	
3PS-094-2-W-S	500	.023 (0.58)	-.080 (2.03)	28-18	2.00 (50.80)	.182 (4.60)	.50 (12.70)	1	9	18	30	
3PS-125-2-W	2,500	.046 (1.17)	-.110 (2.79)	22-16	2.00 (50.80)	.235 (6.00)	.50 (12.70)	1	9	18	30	
3PS-125-2-W-S	500	.046 (1.17)	-.110 (2.79)	22-16	2.00 (50.80)	.235 (6.00)	.50 (12.70)	1	9	18	30	
3PS-187-2-W	2,500	.062 (1.57)	-.150 (3.81)	18-12	2.00 (50.80)	.335 (8.50)	.625 (16.00)	2	9	18	30	
3PS-187-2-W-S	500	.062 (1.57)	-.150 (3.81)	18-12	2.00 (50.80)	.335 (8.50)	.625 (16.00)	2	9	18	30	
3PS-250-2-W	2,500	.094 (2.39)	-.215 (5.46)	16-10	2.00 (50.80)	.439 (11.15)	.75 (19.05)	2	9	18	30	
3PS-250-2W-S	500	.094 (2.39)	-.215 (5.46)	16-10	2.00 (50.80)	.439 (11.15)	.75 (19.05)	2	9	18	30	
3PS-375-2W	1,000	.125 (3.18)	-.320 (8.13)	12-6	2.00 (50.80)	.645 (16.40)	1.00 (25.40)	4	9	18	30	
3PS-375-2W-S	250	.125 (3.18)	-.320 (8.13)	12-6	2.00 (50.80)	.645 (16.40)	1.00 (25.40)	4	9	18	30	
3PS-500-2W	500	.187 (4.75)	-.450 (11.43)	8-1	2.00 (50.80)	.851 (21.60)	1.25 (31.75)	5	9	18	30	
3PS-500-2W-S	250	.187 (4.75)	-.450 (11.43)	8-1	2.00 (50.80)	.851 (21.60)	1.25 (31.75)	5	9	18	30	

*Based on National Electric Code insulation measurement of THHN wire.

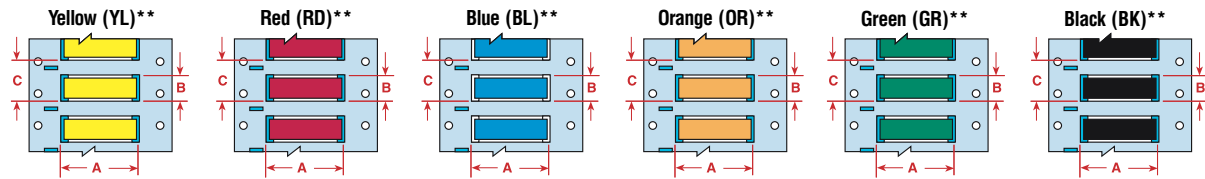
Sleeves may be perforated at factory for shorter marker lengths. Depending on overall length, sleeves may be perforated in halves, thirds or fourths. Contact your Brady Identification Solutions Distributor or Customer Service Representative for ordering information.

DOT MATRIX WIRE AND CABLE ID SLEEVES

Sleeves for Wire and Cable Identification

CONTINUED

COLORED TWO-SIDED 3-TO-1 SHRINK RATIO PERMASLEEVE™ MARKERS



PermaSleeve full-circle markers are available in a 3-to-1 shrink ratio to cover a wider range of wire diameters per sleeve size.

3-to-1 Shrink Ratio Colored Polyolefin (B-342) Two-Sided Printable PermaSleeve Markers

Part Number	Markers Per Box	Range of Wire Dia. Inch (mm)		Approx. Wire Gauge*	Marker Width	Marker Height	Vertical Repeat	Maximum Lines of Print	Maximum Characters Across		
		Min.	Max.		Inch (mm) A	Inch (mm) B			Inch (mm) C	5 CPI	10 CPI
2.00" Marker Width											
3PS-094-2YL	2,500	.023 (0.58)	-.080 (2.03)	28-18	2.00 (50.80)	.182 (4.60)	.50 (12.70)	1	9	18	30
3PS-094-2**-S	500	.023 (0.58)	-.080 (2.03)	28-18	2.00 (50.80)	.182 (4.60)	.50 (12.70)	1	9	18	30
3PS-125-2YL	2,500	.046 (1.17)	-.110 (2.79)	22-16	2.00 (50.80)	.235 (6.00)	.50 (12.70)	1	9	18	30
3PS-125-2**-S	500	.046 (1.17)	-.110 (2.79)	22-16	2.00 (50.80)	.235 (6.00)	.50 (12.70)	1	9	18	30
3PS-187-2YL	2,500	.062 (1.57)	-.150 (3.81)	18-12	2.00 (50.80)	.335 (8.50)	.625 (15.88)	2	9	18	30
3PS-187-2**-S	500	.062 (1.57)	-.150 (3.81)	18-12	2.00 (50.80)	.335 (8.50)	.625 (16.00)	2	9	18	30
3PS-250-2YL	2,500	.094 (2.39)	-.215 (5.46)	16-10	2.00 (50.80)	.439 (11.15)	.75 (19.05)	2	9	18	30
3PS-250-2**-S	500	.094 (2.39)	-.215 (5.46)	16-10	2.00 (50.80)	.439 (11.15)	.75 (19.05)	2	9	18	30
3PS-375-2YL	1,000	.125 (3.18)	-.320 (8.13)	12-6	2.00 (50.80)	.645 (16.40)	1.00 (25.40)	4	9	18	30
3PS-375-2**-S	250	.125 (3.18)	-.320 (8.13)	12-6	2.00 (50.80)	.645 (16.40)	1.00 (25.40)	4	9	18	30
3PS-500-2YL	500	.187 (4.75)	-.450 (11.43)	8-1	2.00 (50.80)	.851 (21.60)	1.25 (31.75)	5	9	18	30
3PS-500-2**-S	250	.187 (4.75)	-.450 (11.43)	8-1	2.00 (50.80)	.851 (21.60)	1.25 (31.75)	5	9	18	30

Contact your Brady Identification Solutions Distributor or Customer Service Representative for ordering information.

**When ordering a color add YL (Yellow), RD (Red), BL (Blue), OR (Orange), GR (Green), BK (Black).

2-to-1 Shrink Ratio Colored Polyolefin (B-341) One-Sided Printable PermaSleeve Markers

Part Number	Markers Per Box	Range of Wire Dia. Inch (mm)		Approx. Wire Gauge*	Marker Width	Marker Height	Vertical Repeat	Maximum Lines of Print	Maximum Characters Across		
		Min.	Max.		Inch (mm) A	Inch (mm) B			Inch (mm) C	5 CPI	10 CPI
2.00" Marker Width											
PS-1000-2Y	250	.450 (11.43)	-.950 (24.13)	1-500	2.00 (50.80)	1.66 (42.16)	2.00 (50.80)	11	9	18	30
PS-1000-2BK-S	100	.450 (11.43)	-.950 (24.13)	1-500	2.00 (50.80)	1.66 (42.16)	2.00 (50.80)	11	9	18	30

*Based on National Electric Code insulation measurement of THHN wire.

Sleeves may be perforated at factory for shorter marker lengths. Depending on overall length, sleeves may be perforated in halves, thirds or fourths.

Contact your Brady Identification Solutions Distributor or Customer Service Representative for ordering information.

LASER, INK JET & DOT MATRIX LABELS

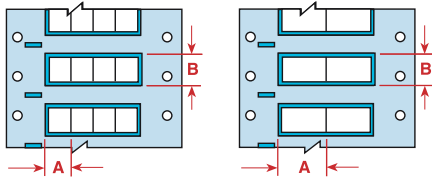
DOT MATRIX WIRE AND CABLE ID SLEEVES

DuraSleeve™ Wire Marking System

LASER, INK JET & DOT MATRIX LABELS



DuraSleeve wire marker inserts fit into clear carriers.



Polypropylene Inserts (B-389)

Part Number	Printing System	No. Inserts Across	Inserts Per Roll	Insert Dim. Inch (mm) A	Insert Height Inch (mm) B	Max Lines of Print	Maximum Characters Across		
							10 CPI	17.1 CPI	20 CPI
0.5" (12.7mm) insert width									
DMPF-4105-389	SLV-DAT-PTR	4	5000	.50 (12.70)	.155 (3.93)	1	4	6	8
DMPF-4105-389YL*	SLV-DAT-PTR	4	5000	.50 (12.70)	.155 (3.93)	1	4	6	8
1.0" (25.4mm) insert width									
DMPF-2111-389	SLV-DAT-PTR	2	2500	1.00 (25.40)	.155 (3.93)	1	9	15	19
DMPF-2111-389YL*	SLV-DAT-PTR	2	2500	1.00 (25.40)	.155 (3.93)	1	9	15	19

*Yellow product is designated with a "YL" at the end of the part number.

Brady DuraSleeve Markers Create a Durable Legend

Combining speed, power and flexibility, the new DuraSleeve wire marking system provides the logical next chapter in the Brady legend. That's because the DuraSleeve wire marking system does everything your current wire marking system does, and then provides advantages you can't find anywhere else:

- ▶ DuraSleeve wire marking system meets current engineering specifications.
- ▶ DuraSleeve wire marking system reduces inventory by providing markers "just-in-time."
- ▶ DuraSleeve wire marking system saves time by printing legends on-demand.
- ▶ DuraSleeve wire marking system portability brings labeling on site: SLV-DAT-PTR, ID PRO PLUS and LS2000.
- ▶ DuraSleeve wire marking system increases efficiency by allowing importation of data from computer applications.
- ▶ DuraSleeve wire marking system performance meets or exceeds any materials you are currently using.

DURASLEEVE™ WIRE MARKING CARRIERS

Part Number	Carrier Length Inches (mm)	Wire O.D. Inches (mm)	Type THHN Approximate Wire Gauge	Carriers per Box
DMC-1.3-3-15	.59 (15)	.051 (1.3) – .118 (3.0)	20 – 12	1000
DMC-1.3-3-30	1.18 (30)			500
DMC-2.5/5-15	.59 (15)	.098 (2.5) – .197 (5.0)	16 – 10	1000
DMC-2.5/5-30	1.18 (30)			500
DMC-4/10-15	.59 (15)	.157 (4.0) – .393 (10.0)	10 – 4	500
DMC-4/10-30	1.18 (30)			200
DMC-8/16-15	.59 (15)	.315 (8.0) – .630 (16.0)	6 – 250	500
DMC-8/16-30	1.18 (30)			200

DOT MATRIX DURASLEEVE MARKERS